

7UHQFK 026 %DUULHU 6FKRWWN\ 5H

DO-201AD
TSA 3



Cathode Anode

Features

- ‡ \$GYDQWUHQFK WHFKQRORJ\
- ‡ /RZRUZDURQWDJH GURS
- ‡ /RZRZURVVHV
- ‡ +LJHILFLHQF\ RSHUDWLRO
- ‡ /HDGH)HLQLVK &R#6OLDQW

Applications

- ‡ '&' & RQYHUWHUV
- ‡ \$&' & \$GDSWRUV
- ‡ 6ZLWFKRZHXSSOLHV
- ‡)UHHZKH'HLRQJ

Maximum ratings and electrical characteristics (T_J = 25°C unless otherwise noted)

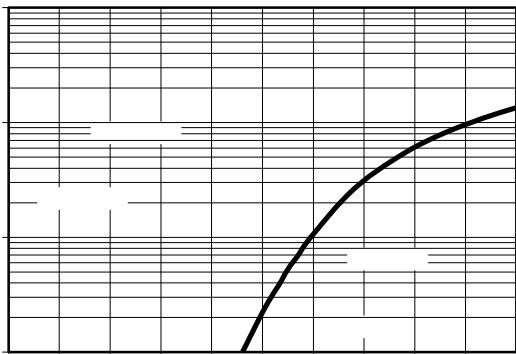
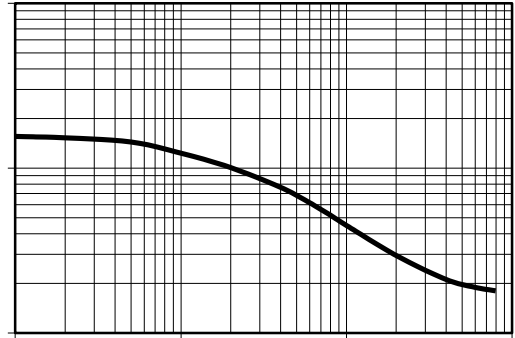
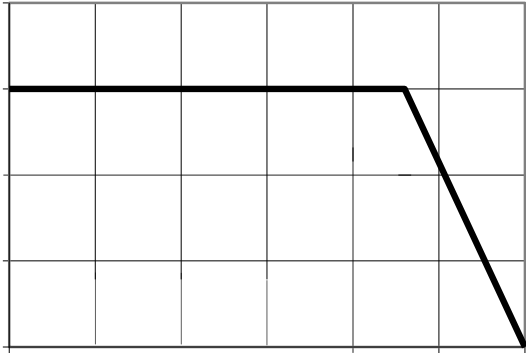
| 3DUDPHWHU | | 6\PERO | /LPLW | 8QLW |
|---|-------|----------|-------|-------|
| 0D[LXPXPHSHVSHUNYHYURQWDJH | | 9550 | | 9 |
| 0D[LXPYHURJHZDUG UFXEWHIQWG | | ,) \$9 | | \$ |
| 3HDN IRUZDURUHQW VLQRDQZDYH VXSHULP&QDURHSHGLRGH | | ,) 60 | | \$ |
| 2SHUDMXQRQWRUDJH WHPSHUDW | | X0H767°C | JH WR | f & |
| 7\SLFQCHUPDO USHVULVQHDQFH | | '2 \$' | 5\$-& | f & : |
| ,QVWDQWDQHRRQWRUJZDUG SHGLRGH | ,) \$ | 7- f& | 7 < 3 | 0\$; |
| | ,) \$ | 7- f& | | |
| | ,) \$ | 7- f& | | |
| | ,) \$ | 7- f& | | |
| ,QVWDQWDQHRXUUSHQWRUJZDUG UDWHYHYURQWDJH | 7- f& | ,5 | | X\$ |
| | 7- f& | | | P\$ |

1RWHV

3XOVH WHVVSXOVH ZLGWK GXW\F\FOH

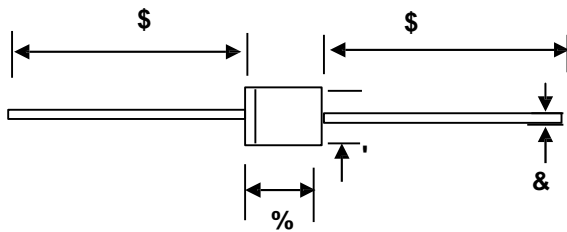
3XOVH WHVW 3XOPH ZLGWK 0

RATINGS AND CHARACTERISTICS CURVES 7\$



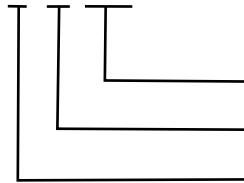
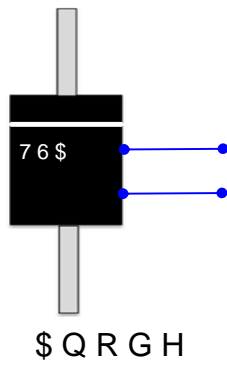
PACKAGE OUTLINE DIMENSIONS

DO-201AD

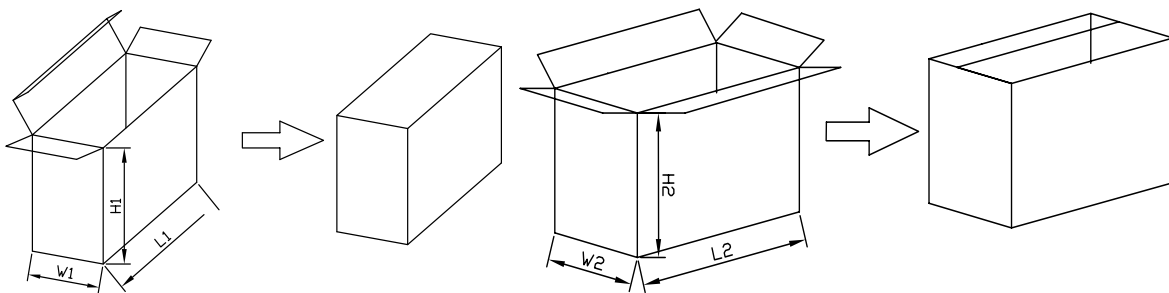


| | | | | 4 | |
|--|--|--|--|---|--|
| | | | | 1 | |
| | | | | | |
| | | | | | |

Marking Information



Packaging Information



Packaging Information

| | | | | | | | |
|--|--|--|--|---|---|--|--|
| | | | | | | | |
| | | | | 4 | 4 | | |
| | | | | | | | |
| | | | | | | | |